

# Bloomberg – In person only by program

MBA's – go to RRH 3.412

Master's and Undergrads – go to GSB 3.120

---

## RRH 3.412 CHEVRON BUSINESS LAB

### Lab Facilities

- Located across from the media services
- Look to the left or back
- See two terminals
- Both have Bloomberg
- Room should be unlocked
  
- If not, try finding security / key person
  
- \*\*This presentation includes Bloomberg examples

## GSB 3.120 FINANCIAL EDUCATION & RESEARCH CENTER

### Lab Facilities

The lab is located in GSB 3.120

2023-24 HOURS Monday-

Thursday: 9 a.m. to 11 p.m. Friday 9

a.m. to 5 p.m. Sunday 12 p.m. to 8

p.m.

Check lab calendar – enter if no class  
Find a terminal with the colorful keyboard

# Bloomberg – Set up your Login

---

Log in to desktop and double click green Bloomberg icon

Give it a minute to open

Record your user and password for next time use.



Double Click the Green Bloomberg icon on the desktop.

Select the greenish blue "<Enter> or <Go> to begin" below the white Bloomberg sign.

**<Enter> or <GO> to begin**

Select the blue "Create a New Login" under the Contact Us.



Follow along with your cell phone and make sure to use your McCombs email.

# Top left, type TOP for top news

---

## Top Stories Selected By Bloomberg | [More »](#)


- 1) **Bond Selloff Grinds on as Oil Tests \$94 a Barrel: Markets Wrap**
- 2) **Elon Musk Wins US Space Force Contract, Deepening Pentagon Ties**
- 3) **Peloton Soars After Lululemon Agrees to Use Its Fitness Content**
- 4) **Big Take: Tony Blair Acolyte Emerges as Favorite to Lead the UK**

## Featured Stories ◀ 3 of 3 ▶ [More »](#)

- 5) **Bank Failure That Rocked Tiny Kansas Town Began With Crypto Scam**
- 6) **Wells Fargo to Buy NYC's Neiman Marcus Space for \$550 Million**
- 7) **Former Morgan Stanley FX Trader Shuttters Hedge Fund in Brazil**
- 8) **'Ghost Jobs' That'll Never Be Filled Vex Applicants, Economists**
- 9) **Nike Inventory and Consumer Behavior to Be Focus for Investors**
- 10) **Yellen Heads for Georgia Touting Infrastructure Spending Push**
- 11) **Exxon Barred From Trucking Oil From California Offshore Platform**
- 12) **Junk Borrowers Seek Riskier Loans While Market Is Receptive**
- 13) **Citadel Ready to Spar With Gensler's SEC Over WhatsApp Probe**
- 14) **Texas Will Welcome 'Fed Up' Chicago Firms, Greg Abbott Says**

# Top left, type ECFC for economic forecasts

Country/Region/World  Contributor Contributor Composite  Yearly  Quarterly

 United States   Private  Official

Actual / Forecasts Probability of Recession 55.0%

Indicator	2016	2017	2018	2019	2020	2021	2022	2023	2024	2025
<b>Economic Activity</b>										
Real GDP (YoY%)	1.7	2.2	2.9	2.3	-2.8	5.9	2.1	2.1	0.9	1.9
Consumer Spending ...	2.5	2.4	2.9	2.0	-3.0	8.3	2.7	2.3	0.9	1.9
Government Spendin...	2.0	0.4	1.7	3.3	2.6	0.6	-0.6	3.1	1.2	1.0
Private Investment ...	-1.0	4.1	5.7	2.8	-5.3	9.0	4.0	-2.8	1.0	3.1
Exports (YoY%)	0.4	4.3	2.8	0.5	-13.2	6.1	7.1	2.0	0.4	2.9
Imports (YoY%)	1.5	4.5	4.2	1.1	-9.0	14.1	8.1	-2.3	0.6	3.0
Industrial Production (Yo...)	-2.2	1.4	3.2	-0.7	-7.0	4.9	3.4	0.0	-0.1	1.8
<b>Price Indices</b>										
CPI (YoY%)	1.3	2.1	2.5	1.8	1.2	4.7	8.0	4.1	2.7	2.3
PCE Price Index (YoY%)	1.0	1.8	2.1	1.5	1.1	4.0	6.3	3.7	2.5	2.1
Core PCE (yoy%)	1.6	1.7	2.0	1.7	1.3	3.5	5.0	4.1	2.7	2.2

# Top left, type WEI and then select S&P500

SPX Index    Group by  Region  Sector    Market Cap (USD) All    Historical Performance

SPX > GICS

Pie Chart & Table    Table    Pie Chart

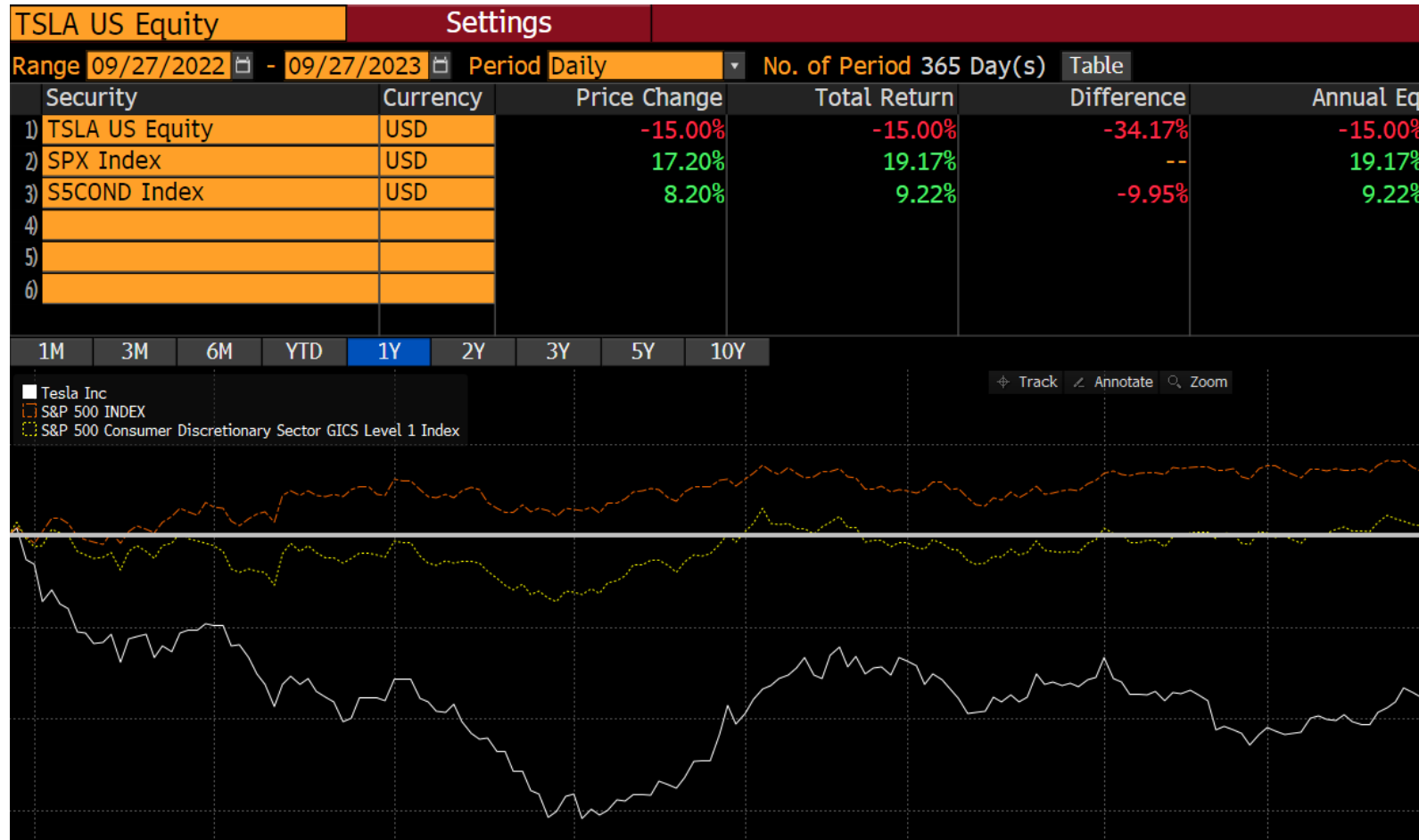
SPX: Percent Price Change by GICS Sector

Name		%Chg	Min	Max	Indx Pt	Count	% Up	% Down	Weight↓
1) All Securities		+0.02%	-8.23%	5.85%	1.07	503	46.5%	52.9%	100.00%
2) > Information Technology		+0.17%	-1.72%	2.31%	1.95	65	70.8%	29.2%	27.26%
3) > Health Care		-0.49%	-3.83%	3.92%	-2.86	65	36.9%	63.1%	13.44%
4) > Financials		-0.20%	-2.93%	1.03%	-1.11	72	23.6%	75.0%	12.88%
5) > Consumer Discretionary		-0.38%	-2.25%	5.85%	-1.71	52	46.2%	50.0%	10.55%
6) > Communication Services		+0.54%	-2.26%	3.18%	2.03	23	52.2%	47.8%	8.86%
7) > Industrials		+0.76%	-1.45%	5.49%	2.70	75	74.7%	25.3%	8.34%
8) > Consumer Staples		-0.77%	-2.83%	1.91%	-2.18	38	15.8%	84.2%	6.59%
9) > Energy		+2.51%	0.05%	4.18%	5.14	23	100.0%	0.0%	4.83%
10) > Utilities		-1.93%	-8.23%	2.08%	-2.08	30	16.7%	83.3%	2.47%
11) > Materials		+0.02%	-5.38%	3.52%	0.02	29	48.3%	51.7%	2.44%
12) > Real Estate		-0.82%	-2.48%	1.99%	-0.83	31	22.6%	77.4%	2.35%

Top left, type (or select after ticker)  
TSLA US Equity, then type GP for graph price



# Top left, type COMP for comparative returns

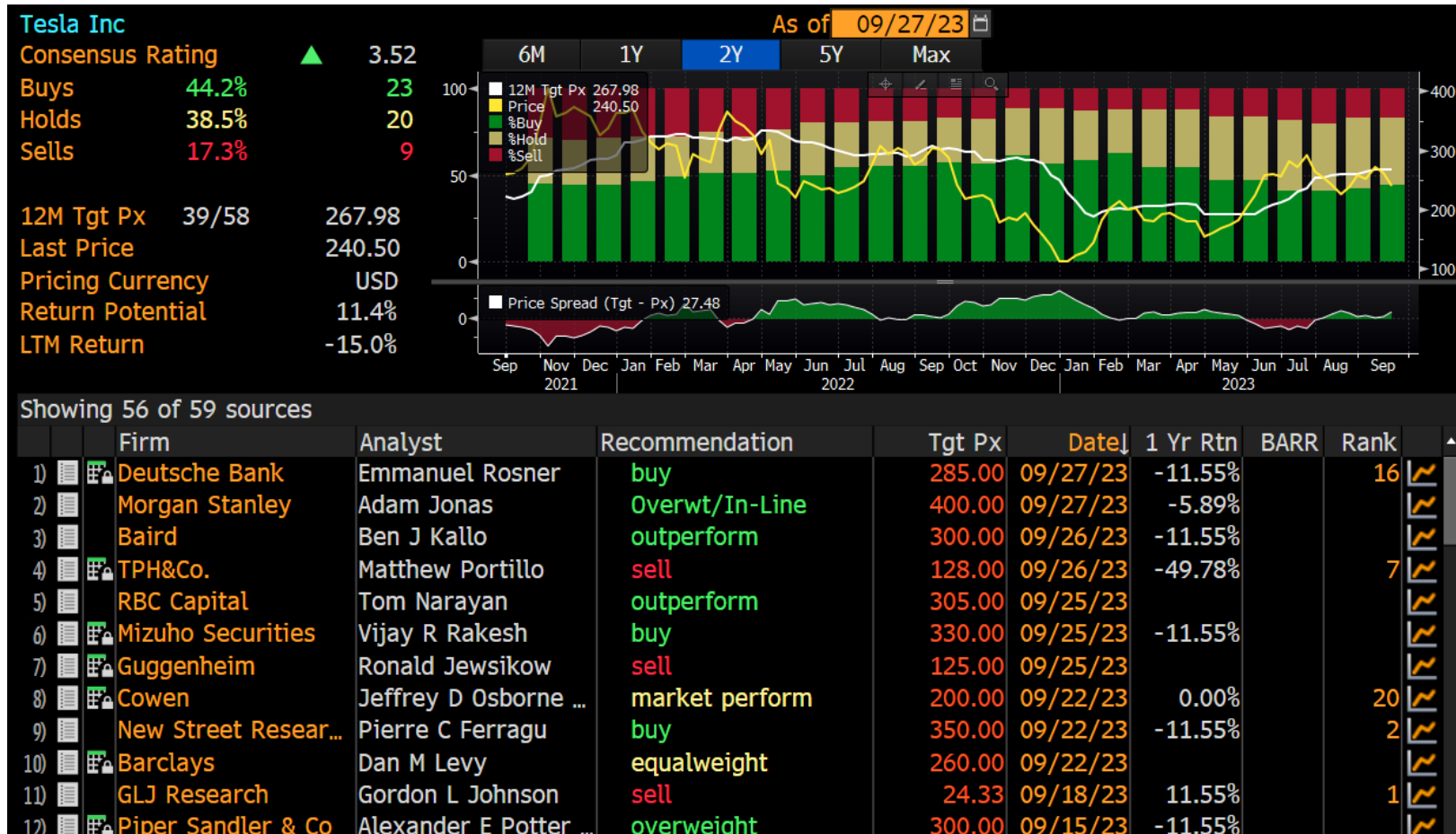


Top left, type  
FA for financial analysis; EEB for estimates

TSLA US Equity 96) Actions 97) Export 98) Settings					
39) ADJ Tesla Inc ASC 842 ? Periodicity Annuals Cur FRC (USD)					
1) Key Stats 2) I/S 3) B/S 4) C/F 5) Ratios 6) Segments 7) Addl 8) ESG 9) Custom					
11) BBG Adj Highlights 12) BBG GAAP Highlights 13) Company Model 14) Earnings 15) Enterprise Value 16) EV Ex Operating Leases 17) Multiples 18) Per Share 19) Stock Value					
In Millions of USD	2021 Y	2022 Y	Current/LTM	2023 Y Est	2024 Y Est
12 Months Ending	12/31/2021	12/31/2022	06/30/2023	12/31/2023	12/31/2024
Market Capitalization	1,091,653.7	389,741.5	763,345.7		
- Cash & Equivalents	17,707.0	22,185.0	23,075.0		
+ Preferred & Other	1,394.0	1,194.0	1,052.0		
+ Total Debt	8,873.0	5,748.0	5,811.0		
Enterprise Value	1,084,213.7	374,498.5	747,133.7		
Revenue, Adj	53,823.0	81,462.0	94,028.0	99,970.1	127,389.3
Growth %, YoY	70.7	51.4	40.0	22.7	27.4
Gross Profit, Adj	13,606.0	20,853.0	20,203.0	18,981.3	26,458.8
Margin %	25.3	25.6	21.5	19.0	20.8
EBITDA, Adj	10,007.0	18,377.0	16,831.0	16,459.0	22,879.4
Margin %	18.6	22.6	17.9	16.5	18.0
Net Income, Adj	5,471.3	12,695.0	12,221.9	11,103.1	15,913.1



# Top left, type ANR for Analyst Recommendations



# Top left, type BCER for Bloomberg Certificates

Log In  
Sign Up  
BBG for Education  
FAQ  
Certificates  
BMC  
Overview  
Course Modules  
ESG  
Overview  
Course Modules

## Certificates

Bloomberg for Education offers a series of credentials that will boost your knowledge and strengthen your job applications. These e-learning courses provide a self-paced, interactive way to explore different areas of finance deeply. Upon finishing each program, you will receive a certificate of completion that you can promote on your LinkedIn, resume, and CV.

Bloomberg Market Concepts (BMC) [Learn More](#)

Environmental Social Governance (ESG) [Learn More](#)

Bloomberg provides access to the courses at no extra cost when logging in via the Terminal. Logging in without a connection to a Bloomberg Terminal will require a special subscription.

# Equity Research: Background

---

Note – hit enter or go after the Bloomberg command

ECFC- economic forecasts

CPFC – commodity

SECF to find ticker for a stock or commodity

- Search for Apple (narrow to equity) or oil (narrow to commodity)

WEI – world equity indices

MRR- member ranked returns

BI = Bloomberg Intelligence Sector, industry (let's go with energy, integrated)

# Equity Research: Industry, Buyers & Sellers, Revenues and Costs

---

Note – always enter after the command

Ticker US Equity

DES = description, page down

CRPR = credit profile

GF (graph fundamentals)

- Search EBITDA or EBITDAX

Beta and WACC, click equity to enter your beta

CF = 10K & 10Q and earnings call

GP = graph price

COMP = comparative return graph

FA = financial analysis (income statement, balance sheet, ratios)

- Much found under here including company / industry specific

CCB = company classification browser  
/Check BICS vs GICS

SPLC = supply chain analysis

ERN = earnings history (and surprises)

EEB = earnings estimates bloomberg

ANR = analyst ratings (also ANR COMP)

BRC = Bloomberg research (buy sell views)

BI = Bloomberg Intelligence .. Sector, industry