

Capital IQ from S&P

Online access only

After the McCombs School identifies you as in a qualified program or course, you have been uploaded into the system.

Look for an email and set up your username and password.

Different students may have different domains

- _____@eid.utexas.edu email domain where _____ is your UT EID
- Regular @mcombs.edu or @utexas.edu
- Personal non-UT email addresses are not valid

Find email and set up a username and password.

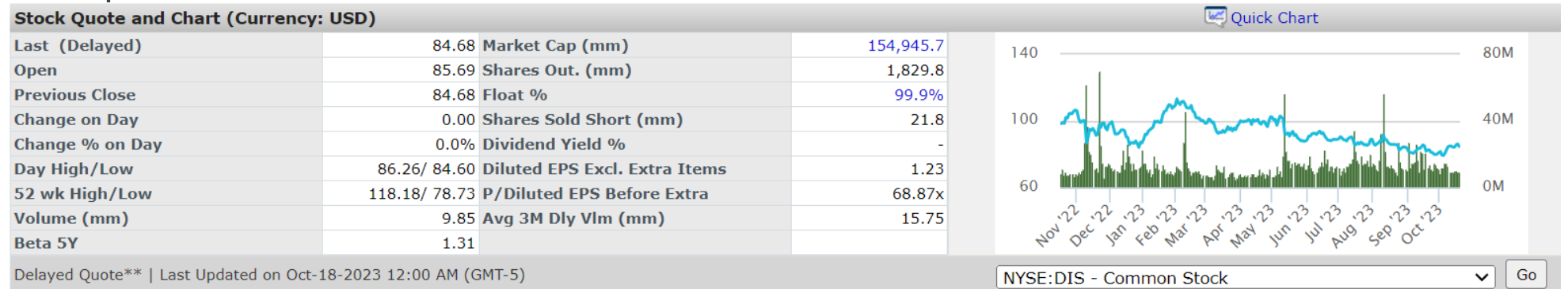
It is recommended you record those so that you do not have trouble accessing the system.

Companies, Search a company

For example, Disney (DIS)

Company Summary, Tearsheet Scroll down

Note part of communications services sector



Financial Information (Currency: USD, in mm) [View Details](#) | [Financial FAQs](#)

Total Revenue	87,807.0	Market Capitalization	157,726.9	TEV/Total Revenue	2.4
EBITDA	13,002.0	Total Enterprise Value	206,789.9	TEV/EBITDA	13.9
EBIT	7,725.0	Cash & ST Invst.	11,458.0	P/Diluted EPS Before Extra	70.1
Net Income	2,252.0	Total Debt	47,189.0	Price/Tang BV	25.2
Capital Expenditure	(4,743.0)	Total Assets	203,783.0	Total Debt/EBITDA	3.3

Latest Annual: [Income Statement](#) [Balance Sheet](#) [Cash Flow](#) **Latest Interim:** [Income Statement](#) [Balance Sheet](#) [Cash Flow](#)

Currency in USD in mm, LTM as of Jul-01-2023 TEV and Market Cap are calculated using a close price as of Oct-17-2023

Index Membership

[Dow Jones Composite Average Index](#); [Dow Jones Industrial Average](#); [S&P 500](#); [S&P 100](#); [S&P Composite 1500](#); [S&P 500 Value](#); [S&P Global 1200](#); [S&P 500 Communication Services \(Sector\)](#); [S&P 500 Equal](#)

Left Tab, Financials/ Valuation, etc.

Estimates, Guidance

In this case, for FY 2023, Disney had provided analysts guidance for Revenue, EBIT and CAPEX

The Walt Disney Company (NYSE:DIS) Capital IQ Estimates > Guidance

Download All Estimates | Download This Tab | Create Activity | Add to Binder | 0 Items

Consensus | **Guidance** | Multiples | Surprise | Trends | Revisions | Charts

Currency: Reported Currency | Conversion: Today's Spot Rate
 Units: Capital IQ (Default) | Decimals: Capital IQ (Default)
 View By: Current by Period | Period Type: All Period Types
 Consolidation: Consolidated | Acctg. Standard: US GAAP | Go

In millions of the reported currency, except per share items and ratios.

Current Fiscal Year End: Sep-30-2023 **FQ4 2023 Earnings Release Date: Nov-08-2023**

Latest Guidance Key Development [View More Guidance Key Developments](#)

Date	Type	Headline
Aug-09-2023	Corporate Guidance - New/Confirmed	The Walt Disney Company Provides Revenue Guidance for the Year 2023

Situation: The Walt Disney Company provided revenue guidance for the year 2023. The company is still expecting full year total company revenue to grow at a high single-digit percentage rate versus the prior year.

Fiscal Periods | 2004 | 2007 | 2013 | 2014 | 2015 | 2016 | 2017 | 2018 | 2019 | 2020 | 2021 | 2022 | 2023 | View All

	FY 2020	FY 2021	FY 2022	FY 2023
Company Level (USD)				
Revenue	-	-	-	88,512.54 - 90,166.98
EBIT	-	-	-	12,969.47 - 13,211.89
Capital Expenditure	(4,176.00)	(3,822.00)	(5,000.00)	(5,000.00)

Tabs Peer Analysis and Transactions

Peer Analysis, Comparable M&A Transactions, most recent deal with multiples

Comparable M&A Transactions									
Delete?	Announced Date	Transaction ID	Target	Buyer/Investor	Seller	Target TEV(USD mm)	Size(USD mm)	Implied TEV/LTM Revenue	Implied TEV/LTM EBITDA
	Aug-31-2021	IQTR1679879463	Universal Music Group N.V.	Pershing Square Capital Management, L.P., Pershing Square Holdings, Ltd.	Vivendi SE	50,038.2	1,149.3	4.6x	21.7x

Transactions, M&A / Private Placements

<input type="checkbox"/>	Announced Date	Closed Date	Transaction Type	Role	Target	Buyer/Investors	Sellers	Rounds	Round Type	Pre-Money Valuation (\$mm)	Post-Money Valuation (\$mm)	Size (\$mm)	Aggregate Amount Raised (\$mm)†
<input type="checkbox"/>	May-25-2023	May-25-2023	Private Placement	Buyer	Generation Prime	Blue Lion Global Management, L.P.; Recharge Capital, LLC; Shamrock Holdings, Inc.; The Walt Disney Company (NYSE:DIS) ; Thiel Capital		2	Seed	-	-	-	3.00
<input type="checkbox"/>	Nov-29-2022	Nov-29-2022	Merger/Acquisition	Buyer	BAMTech, LLC	The Walt Disney Company (NYSE:DIS)	MLB Advanced Media, L.P.	-	-	-	-	900.00	-
<input type="checkbox"/>	Feb-08-2022	-	Merger/Acquisition	Seller	Fox Sports Argentina	Mediaproduccion SL	The Walt Disney Company (NYSE:DIS)	-	-	-	-	-	-
<input type="checkbox"/>	Oct-28-2021	Nov-23-2021	Merger/Acquisition	Seller	Fox TeleColombia & Estudios TeleMexico	ViacomCBS Networks International	The Walt Disney Company (NYSE:DIS)	-	-	-	-	-	-
<input type="checkbox"/>	Aug-12-2021	Sep-30-2021	Merger/Acquisition	Buyer	BAMTech, LLC	The Walt Disney Company (NYSE:DIS)	National Hockey League, L.P.	-	-	-	-	350.00	-

News, Events & Filings, then Filings & Annual Reports

All	Annuals/Interims (10-K/10-Q)	Press Releases (8-K)	Proxies (DEF,PRE)	Prospectuses (S-1)				
Key Filings								
Options ▼								
<input type="checkbox"/>	<u>Filed On</u> ▼	<u>Period Date</u>	<u>Company Name</u>	<u>Source</u>	<u>Form Type</u>	<u>Language</u>	<u>Size</u>	<u>Downloads</u>
<input type="checkbox"/>	Aug-21-2023	Jul-01-2023	The Walt Disney Company (NYSE:DIS)	▼ Bovespa stock exchan	Interim Report	Portuguese	225 KB	
<input type="checkbox"/>	Aug-09-2023	Jul-01-2023	The Walt Disney Company (NYSE:DIS)	▼ SEC	10-Q	English	12 MB	
<input type="checkbox"/>	Jun-22-2023	Dec-31-2022	The Walt Disney Company (NYSE:DIS)	▼ SEC	11-K	English	152 KB	
<input type="checkbox"/>	Jun-22-2023	Dec-31-2022	The Walt Disney Company (NYSE:DIS)	▼ SEC	11-K	English	152 KB	
<input type="checkbox"/>	May-10-2023	Apr-01-2023	The Walt Disney Company (NYSE:DIS)	▼ SEC	10-Q	English	14 MB	
<input type="checkbox"/>	Feb-08-2023	Dec-31-2022	The Walt Disney Company (NYSE:DIS)	▼ SEC	10-Q	English	11 MB	
<input type="checkbox"/>	Jan-24-2023	Oct-01-2022	The Walt Disney Company (NYSE:DIS)	▼ SEC	10-K/A	English	5 MB	
<input type="checkbox"/>	Nov-30-2022	Oct-01-2022	The Walt Disney Company (NYSE:DIS)	▼ CVM - Brazil	Annual Report	Portuguese	231 KB	
<input type="checkbox"/>	Nov-29-2022	Oct-01-2022	The Walt Disney Company (NYSE:DIS)	▼ SEC	10-K	English	24 MB	
<input type="checkbox"/>	Aug-11-2022	Jul-02-2022	The Walt Disney Company (NYSE:DIS)	▼ CVM - Brazil	Interim Report	Portuguese	909 KB	
<input type="checkbox"/>	Aug-10-2022	Jul-02-2022	The Walt Disney Company (NYSE:DIS)	▼ SEC	10-Q	English	14 MB	
<input type="checkbox"/>	Jun-23-2022	Dec-31-2021	The Walt Disney Company (NYSE:DIS)	▼ SEC	11-K	English	143 KB	
<input type="checkbox"/>	Jun-23-2022	Dec-31-2021	The Walt Disney Company (NYSE:DIS)	▼ SEC	11-K	English	144 KB	
<input type="checkbox"/>	May-11-2022	Apr-02-2022	The Walt Disney Company (NYSE:DIS)	▼ SEC	10-Q	English	13 MB	

Change from Companies tab at top to Markets Tab

View by Transaction Size

Limit by IPO's

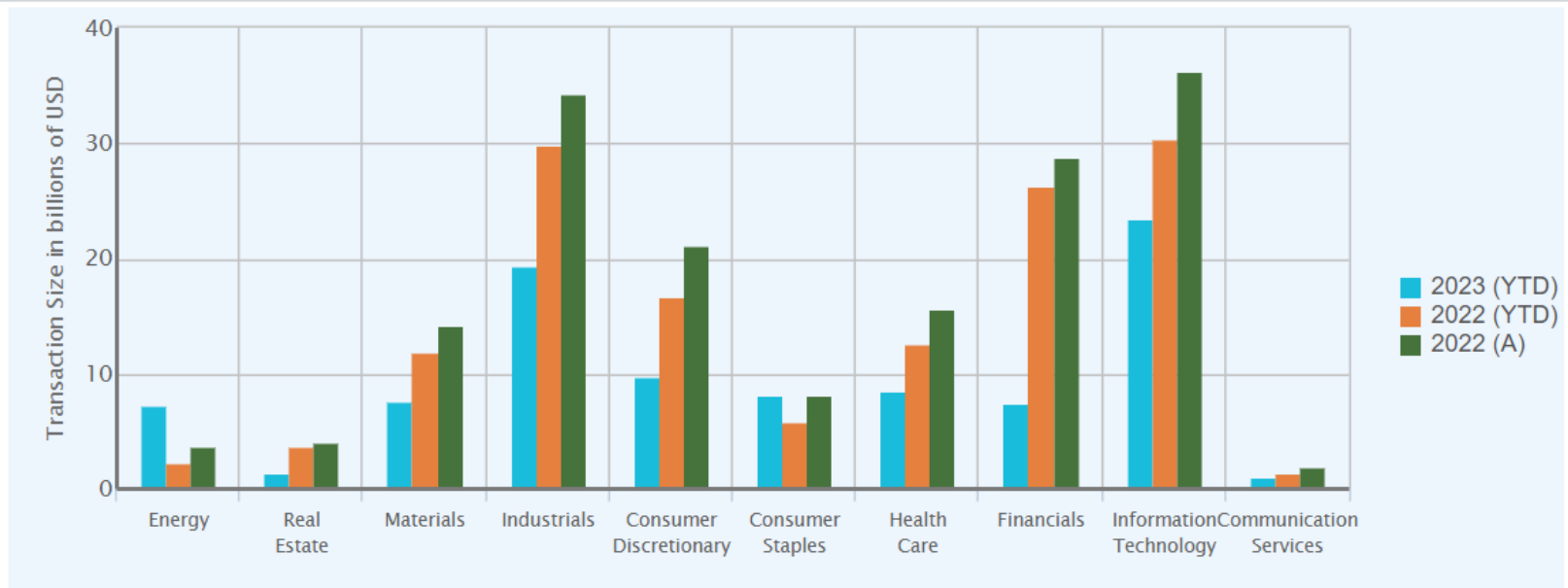
Notice sectors with most IPOs

Market Analysis Equity Offerings



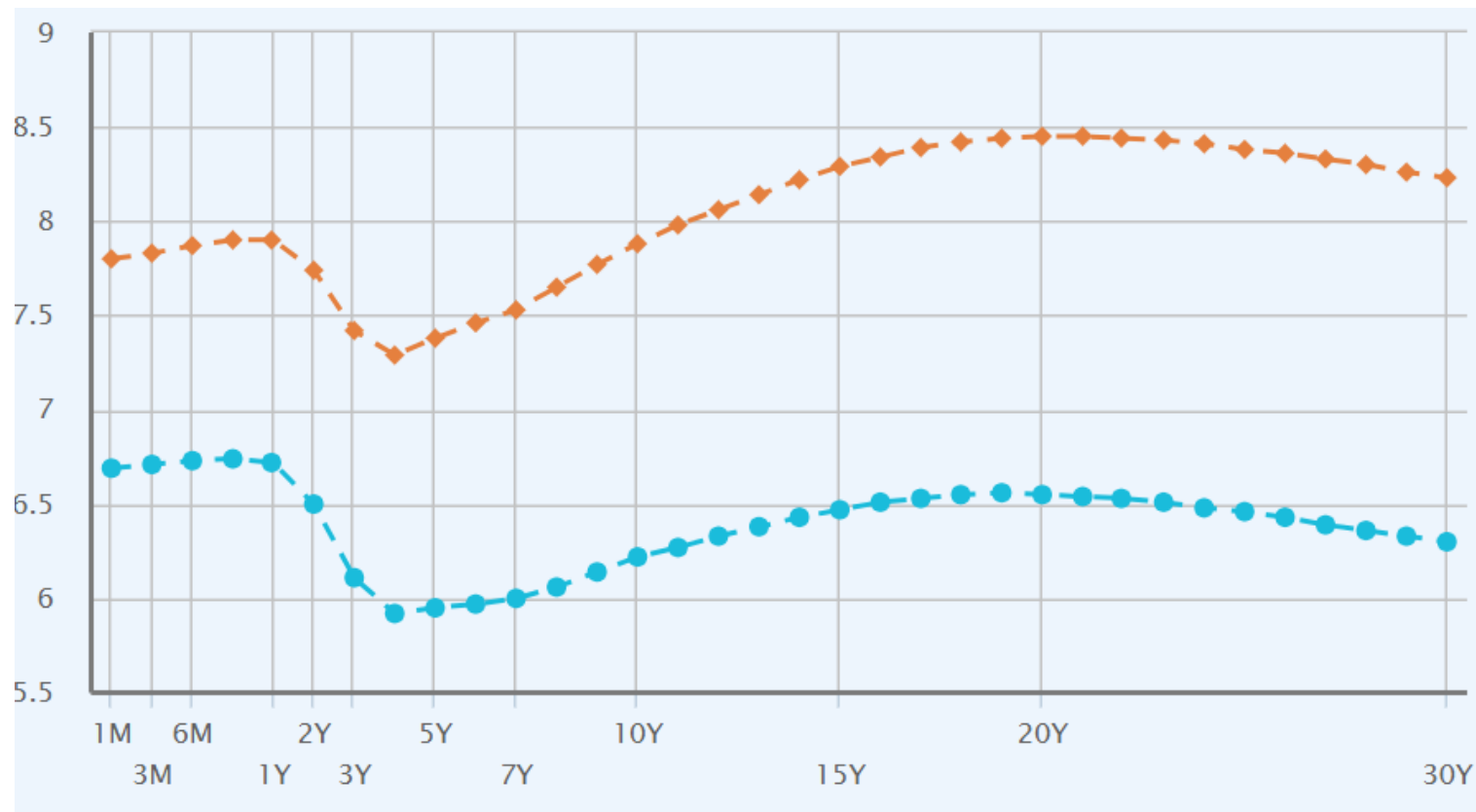
Equity Offerings by Sector

View: Limit By:



Markets, Interest Rates, Corporate Yield Curve

USD All Corporates Investment Grade (IG) and High Yield (HY)



Change from Markets tab to Charting tab

Search S&P500 Growth (^SGX)

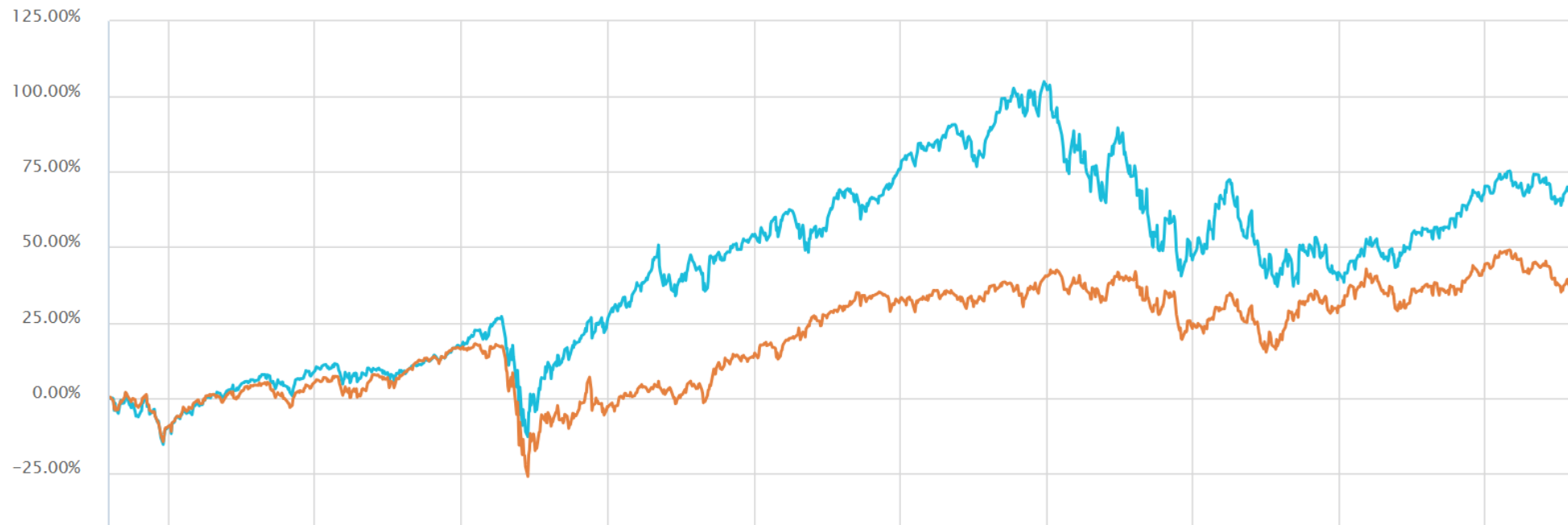
compare: S&P500 Value (^SVX)

metrics index value, add

5 years

Pane 1

Right click in the pane to export and for more options



Stay on Chart Builder, DIS, metrics search EBIT margin and add

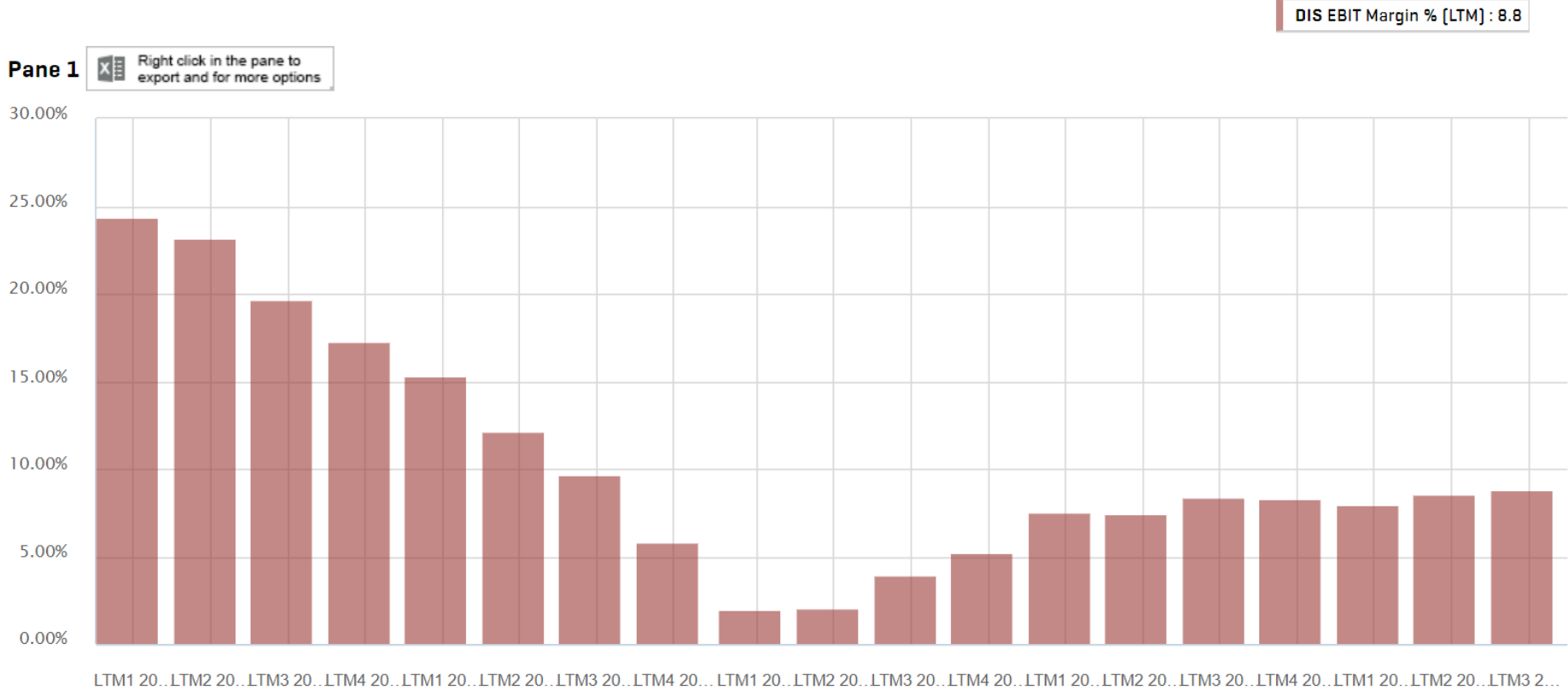


Chart Builder Disney, add metric

Search TEV/Forward EBITDA, add

compare, NFLX, add

DIS Daily TEV/Forward EBITDA [CIQ] [NTM] : 11.69

NFLX Daily TEV/Forward EBITDA [CIQ] [NTM] : 18.61

Pane 1

Right click in the pane to export and for more options

